



STAND-IN POWER

Stand-In Power Pallet Trucks

Capacity: 2.0 Tons to 3.0 Tons



STEP IN AND STEP UP

COMPACT, RAPID AND HIGHLY MANOEVRABLE. STAND-IN POWER PALLETS WILL BOOST YOUR OUTPUT, LOWER YOUR COSTS AND INCREASE YOUR STORAGE DENSITY. IDEAL FOR FAST INTERNAL TRANSPORT OF HEAVY AND LONG LOADS. FROM SHORT SHUTTLE RUNS TO LARGE DISTANCES – AND EVERYTHING IN BETWEEN.




Compared to platform power pallets, stand-in trucks are more compact and quicker to manoeuvre – with no stops for folding and unfolding. Advanced drive, steering and stability systems make every operation faster and smoother. Perfect for production, warehouse and cross-dock applications, including intense, multi-shift use.

Quite simply, you will get more work done, in less time, with fewer trucks and operators – which all helps to lower your total cost of operation (TCO). Stand-in trucks also allow you to use your valuable warehouse space more fully by reducing aisle width.

Operators can work quickly and confidently, with less risk of accidents and damage, thanks to automated speed and stability aids. They are contained and protected within the truck's robust structure, which encloses a comfortable, quiet, vibration-free operator compartment with easy entry and exit.

Comfort, job satisfaction and productivity are further enhanced by ergonomic controls which minimise stress, strain and fatigue. These include a fully adjustable (up/down, forward/back) steering console, allowing the perfect driver position, and armrest-mounted features for simultaneous control of drive and hydraulic functions.



LOWER COST OF OWNERSHIP

- ✓ Robust construction and component sealing minimises damage and wear, even in demanding multi-shift operations.
- ✓ Multifunctional display option with onboard diagnostics encourages correct use of truck and speeds up maintenance.
- ✓ PIN code identification prevents unauthorised use, while choice of PRO, ECO and EASY modes matches truck performance to operator experience and application. (Only with multifunctional display option.)
- ✓ Easy, fail-safe battery lock avoids delays and accidents at exchanges.
- ✓ Fast maintenance access combines with low servicing requirements and long service intervals to reduce downtime.

UNMATCHED PRODUCTIVITY

- ✓ Advanced AC motor and control technology enables fast, smooth and precise driving and load handling.
- ✓ Progressive electric power steering automatically adjusts sensitivity according to speed and angle, for high precision in tight manoeuvres and high stability when travelling fast and straight.
- ✓ Automatic cornering control reduces maximum travel speed according to steering angle, to ensure quick but safe, stable and confident turns.
- ✓ Tapered forks and angled fork tips permit faster pallet entry with less risk of damage.
- ✓ High ground clearance avoids sticking on ramps and uneven floors.
- ✓ Battery on steel rollers with bearings enables rapid changes with minimal interruption of productivity.
- ✓ Ergo forks trailing control option allows speed adjustment from a more convenient position - as well as clearer vision - for operators standing in the direction of travel with forks trailing.
- ✓ 360-degree steering option enables fluid turning without stopping to change direction.
- ✓ Increased drive speed option gives maximum of 12 km/h (load trailing) and 10 km/h (load leading) with loads up to 1 tonne (top speed is automatically reduced for heavier loads).
- ✓ Other application-matched options include a variety of fork combinations which can handle long/heavy/bulky loads such as paper rolls.



SAFETY AND ERGONOMICS

- ✓ Enclosed operator position ensures all-round protection by heavy-duty chassis, integrated bumper and – optionally – overhead guard pillars and roof.
- ✓ Comfortable operator compartment minimises strain and tiredness with low step-in height, fully floating floor, outstanding levels of vibration damping, cushioned backrest, and plenty of space.
- ✓ Optical presence sensor reduces stress and fatigue by allowing operator to make small foot movements without accidentally activating automatic braking.
- ✓ Fully adjustable steering wheel allows different driving positions depending on travel direction.
- ✓ Adjustable armrest comfortably supports wrist while positioning hand ideally to operate the thumbwheel throttle, fingertip hydraulic levers and other controls simultaneously.
- ✓ Clear all-round and fork-tip view is achieved through careful design.
- ✓ Low-noise specification includes quiet, temperature-controlled fans and speed-regulated lift pump motors, for a pleasant operator environment.
- ✓ Working aids include large tool storage compartment – under armrest and accessible from outside truck – plus holders for smaller equipment, phone and drinks, and a writing desk with paper clamp.
- ✓ Intuitive multifunctional display option keeps drivers fully informed and is optimally positioned and angled for clear viewing.



STANDARD EQUIPMENT AND OPTIONS

	NPR20N2	NPR30N2
GENERAL		
Standard display incl. hour meter and battery indicator	●	●
Key switch entry	●	●
Electric power steering	●	●
Speed-regulated lift motor and proportional valve for lowering	●	●
Tandem load wheels Vulkollan	●	●
Adjustable armrest	●	●
Adjustable steering wheel	●	●
Storage compartment under armrest	●	●
Writing desk with paper clip	●	●
Battery rollers	●	●
Chill store design, down to -10°C	●	●
POWER SOURCE		
Lead-acid batteries	○	○
ENVIRONMENT		
Cold store design, 0°C to -30°C	○	○
DRIVE AND LIFT CONTROLS		
Height-adjustable steering wheel	●	●
Fingertip controls for lifting/lowering	●	●
WHEEL OPTIONS		
Vulkollan	●	●
Tractothan	○	○
Super grip	○	○
OTHER OPTIONS		
Ergo forks trailing control, EFTC	○	○
360-degree steering	○	○
Multifunctional display incl. BDI and hour meter, PIN code login (100 codes) and graphic icons	○	○
Foldable seat	○	○
Load backrest	○	○
Key switch entry (in combination with multifunctional display)	○	○
Overhead guard	○	○
Panoramic ProVision roof	○	○
12V DC power socket	○	○
5V USB socket	○	○
Accessory rack	○	○
Writing desk incl. RAM C holder	○	○
Accessory rack holder RAM system size C	○	○
Accessory rack holder RAM system size C, 2 pcs	○	○
Accessory rack holder RAM size D	○	○
Working lights LED	○	○
Increased drive speed	○	○
Special RAL colour	○	○

● Standard ○ Option



SPECIFICATIONS

Characteristics			Cat Lift Trucks NPR20N2	Cat Lift Trucks NPR30N2
1.1	Manufacturer		Battery	Battery
1.2	Manufacturer's model designation		Stand-in	Stand-in
1.3	Power source		2000	3000
1.4	Operator type		600	600
1.5	Load capacity	Q (kg)	975	975
1.6	Load centre distance	c (mm)	1547 ¹⁾	1547 ¹⁾
1.7	Load wheel axle to fork face (forks lowered)	x (mm)		
1.8	Wheelbase	y (mm)		
Weight				
2.1	Truck weight without load, with maximum battery weight	kg	985	1095
2.2	Axle loadings with nominal load & maximum battery weight, drive/load side	kg	1140 / 1845	1390 / 2705
2.3	Axle loadings without load & with maximum battery weight, drive/load side	kg	770 / 215	825 / 270
Wheels, Drive Train				
3.1	Tyres: PT=Power Thane, Vul=Vulkollan, P=Polyurethane, N=Nylon, R=Rubber drive/load side		Vul / Vul	Vul / Vul
3.2	Tyre dimensions, drive side	(mm)	250 x 105	250 x 105
3.3	Tyre dimensions, load side	(mm)	85 x 70	85 x 70
3.4	Castor wheel dimensions (diameter x width)	(mm)	150 x 55	150 x 55
3.5	Number of wheels, load/drive side (x=driven)		1 x + 2 / 4	1 x + 2 / 4
3.6	Track width (centre of tyres), drive side	b10 (mm)	662	662
3.7	Track width (centre of tyres), load side	b11 (mm)	385	385
Dimensions				
4.1	Lift height	h3 (mm)	135	135
4.2	Height to top of overhead guard	h6 (mm)	2310 opt	2310 opt
4.3	Seat or stand height	h7 (mm)	230	230
4.4	Fork height, fully lowered	h13 (mm)	88	88
4.5	Overall length	l1 (mm)	1923 ¹⁾	1923 ¹⁾
4.6	Length to fork face	l2 (mm)	773 ¹⁾	773 ¹⁾
4.7	Overall width	b1/b2 (mm)	940	940
4.8	Fork dimensions (thickness, width, length)	s / b / l (mm)	60 / 175 / 1150	60 / 175 / 1150
4.9	Outside width over forks (minimum/maximum)	b5 (mm)	560	560
4.10	Ground clearance at centre of wheelbase, (forks lowered)	m2 (mm)	25	25
4.11	Working aisle width (Ast) with 1000 x 1200 mm pallets, load crosswise	Ast (mm)	2381 ²⁾	2381 ²⁾
4.12	Working aisle width (Ast3) with 1000 x 1200 mm pallets, load crosswise	Ast3 (mm)	1997	1997
4.13	Working aisle width (Ast) with 800 x 1200 mm pallets, load lengthwise	Ast (mm)	2397 ³⁾	2397 ³⁾
4.14	Working aisle width (Ast3) with 800 x 1200 mm pallets, load lengthwise	Ast3 (mm)	2192	2192
4.15	Turning radius	Wa (mm)	1705 ⁴⁾	1705 ⁴⁾
Performance				
5.1	Travel speed, with/without load	km/h	10 / 10	9 / 9
5.2	Lifting speed, with/without load	m/s	0.07 / 0.09	0.06 / 0.10
5.3	Lowering speed, with/without load	m/s	0.12 / 0.09	0.10 / 0.07
5.4	Gradeability, with/without load	%	6.0 / 15.0	6.0 / 15.0
5.5	Maximum gradeability, with/without load	%	14 / 28.4	11 / 28.4
5.6	Acceleration time (10 metres) with/without load	s	7.0 / 6.0	7.5 / 6.0
5.7	Service brake		Electric	Electric
Electric Motors				
6.1	Drive motor capacity (60 min. short duty)	kW	2.7	2.7
6.2	Lift motor output at 15% duty factor	kW	2.2 (5%)	2.2 (5%)
6.3	Battery voltage/capacity at 5-hour discharge	V / Ah	24 / 375 - 775	24 / 375 - 775
6.4	Battery weight	kg	330-610	330-610
6.5	Energy consumption according to VDI 60 cycle	kWh/h	0.449	0.567
Miscellaneous				
7.1	Type of drive control		AC	AC
7.2	Level of noise at the ear level of the driver according to EN 12 053:2001 and EN ISO 4871 in work LpAZ	dB(A)	63.9	64.1
7.3	Level of noise at the ear level of the driver according to EN 12 053:2001 and EN ISO 4871, drive/lift/idle LpAZ	dB(A)	68.3/64.9/47.4	68.3/64.9/47.4

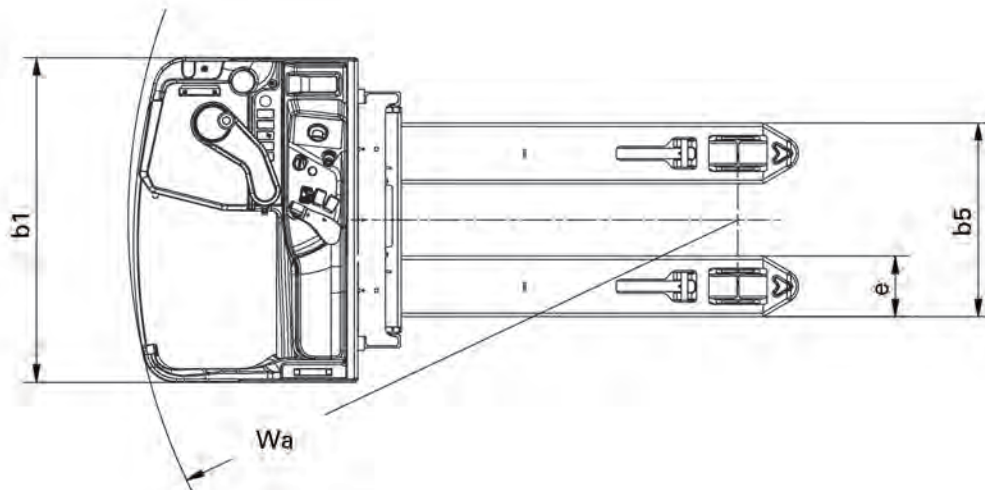
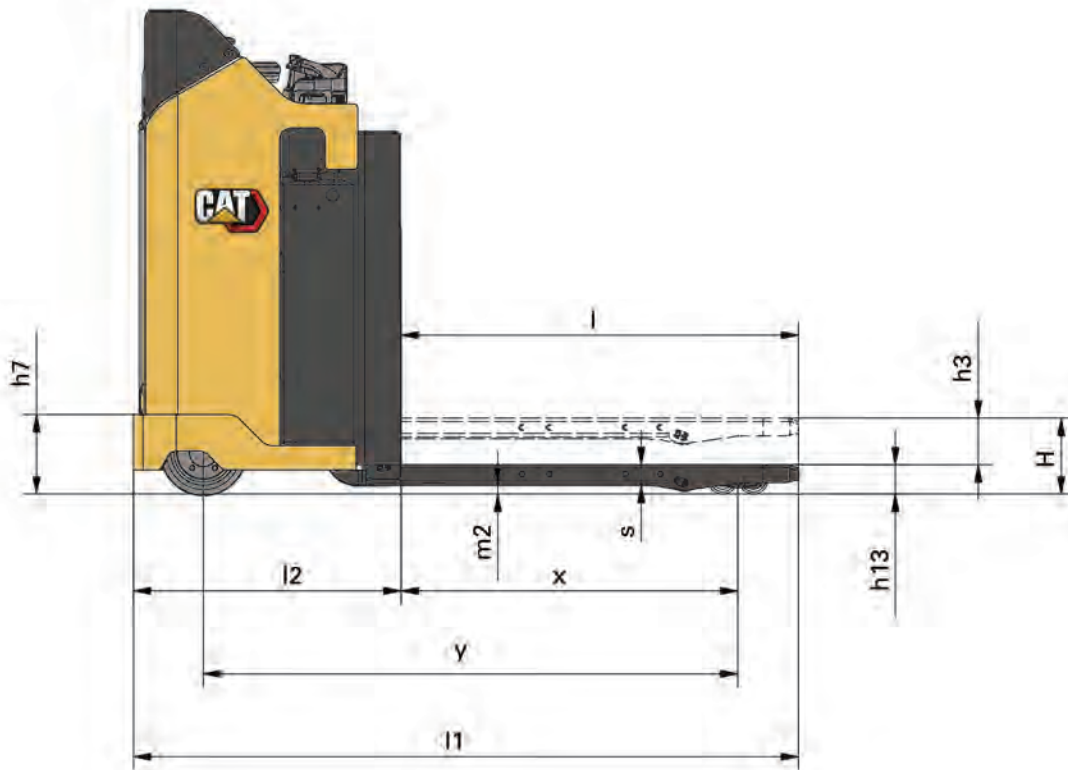
1) When Senior/BC775 then add 104 mm

2) 2482 mm SN/BC775

3) 2498 mm SN/BC775

4) 1806 mm SN/BC775


NPR20-30N2



$$Ast = Wa + R + a$$

$$Ast3 = Wa + l6 - x + a$$

Ast = Working aisle width
 Wa = Turning radius
 a = Safety clearance = 2 x 100 mm
 $R = \sqrt{(l6 - x)^2 + (b12 / 2)^2}$



Cat lift truck offers a complete range of durable lift trucks, from gasoline, LPG, diesel-powered and electric counterbalance lift trucks to warehouse equipment designed to handle your toughest applications. We know you demand uncompromising quality from lift trucks that maximize uptime and get the job done efficiently. Our rugged machines deliver day after day by providing you with all the life-cycle cost of ownership benefits you've come to expect from Cat lift trucks.

LET'S DO THE WORK.™

**TOTAL MACHINE
SATISFACTION.**



© 2022 by Caterpillar. All Rights Reserved. CAT, CATERPILLAR, LET'S DO THE WORK, their respective logos, "Caterpillar Corporate Yellow", the "Power Edge" and Cat "Modern Hex" trade dress as well as corporate and product identity used herein, are trademarks of Caterpillar and may not be used without permission.

FCAT0196(07-2022) Printed in Singapore

